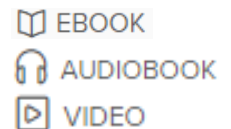


downloadLibrary

Digital materials are available in various formats including books, audio and video. Unlike physical materials, digital materials do not accumulate fines. Many even return automatically. Items can be renewed if there are no outstanding requests.

Depending on format and device compatibility, digital loans can be transferred to multiple locations for easy access anywhere, anytime.

Visit www.stratford.library.on.ca/downloadlibrary for device specific help sheets.



Before using downloadLibrary

1. Download the application for your computer or device. There are two desktop options, Adobe Digital Editions (for ebooks) or OverDrive Media Console (for audio/video). Tablets and smartphones require the OverDrive app.

Choose the application that is compatible with your device.

For help choosing the application you need, click on **OverDrive app** at in the footer of the downloadLibrary website.

2. If you are using a desktop, you will need to create an Adobe ID using the links provided in the software or app you just installed.

Searching for & downloading titles

1. Visit downloadlibrary.overdrive.com, on tablets and smartphones, go to **Get Books** or a comparable action from within the Overdrive App, you may have to access the menu in the top left corner of your tablet. The magnifying glass icon on the top right of the webpage will allow you to search.




2. Search for titles in the following ways: enter title / keywords in the search box; browse by format; browse by subject.

3. If you search for titles, your results will contain audiobooks, ebooks and video. You can filter by the formats by using the limits on in the left menu.

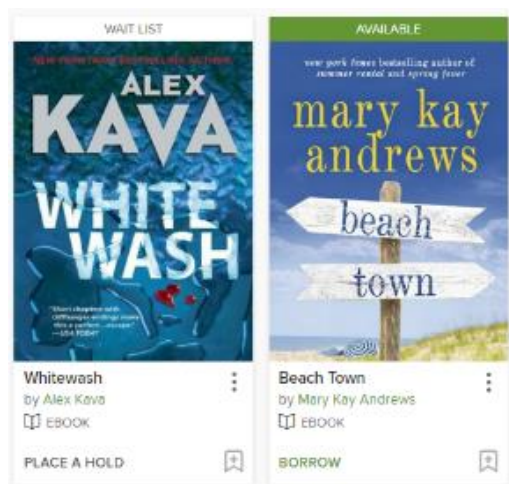
4. Restrict your search results to titles currently available selecting **Available Now** from the menu on the left. Green bars across the top of item covers will say 'available' or 'borrowed', white bars will say 'Wait List' depending on the status of the item.



- When you have found a title you want, select **Borrow** from below the cover art. You can also click the cover or title and press borrow, selecting the time period you will borrow the item for. If the title is already checked out by someone else, you may request it by selecting **Place a Hold**.
- You will be asked to sign in. Select **Stratford Public Library**. Sign in by entering your library card number (no spaces) and your PIN (last 4 digits of your phone number), or by using your Overdrive or Facebook accounts depending on what you have set up. The title is automatically checked out. 
- Download the book clicking the **Borrow** button beside the item.
- The title should automatically open in either Adobe Digital Editions or OverDrive App. If there is an option to save or open select Open.
- Optionally, you can use **OverDrive Read** to read in the browser. Click once on **Read In Browser** and start reading. Bookmark the link to access it again without logging into your account. You don't even need to be online – the book is cached on your computer.

Things to know

- eBooks can be downloaded for 7, 14 or 21 days.
- Audiobooks can be downloaded for 7, 14 or 21 days.
- When you select borrow, you can select your loan period using the drop down menu. The default is 14 days.
- eBooks can be renewed if not requested by another patron
- If you change your library card number, let us know so we can get your check outs and holds merged.
- A limit of 15 items total can be out at one time.
- Items (except WMA audiobooks and video) can be returned early.



Get help here

Visit the **downloadLibrary Help** page. Go to downloadlibrary.overdrive.com and select **Help** (in the footer). Double check that you are typing in your correct library card number and PIN without spaces. Call the library at 519-271-0220 to renew your card if necessary.